

Session 1 | The PRIMA 2020 Annual Work Plan

PRIMA Achievements

Octavi Quintana Trias

Director , PRIMA Foundation

THE AWP 2020 HAS NOT
BEEN APPROVED BY EC, YET



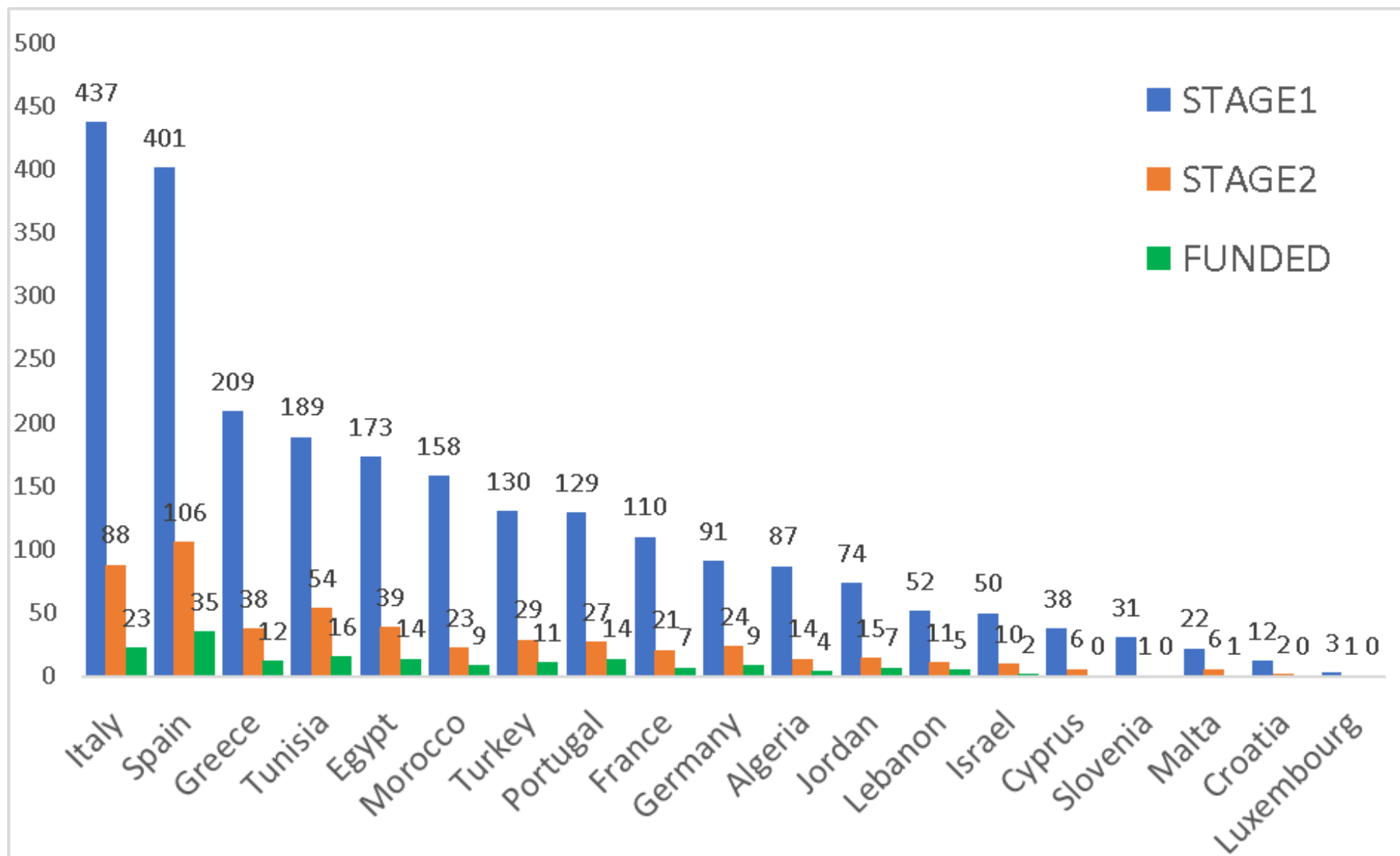
The PRIMA programme is supported under Horizon 2020, the European Union's Framework Programme for Research and Innovation.

PRIMAINFODAY

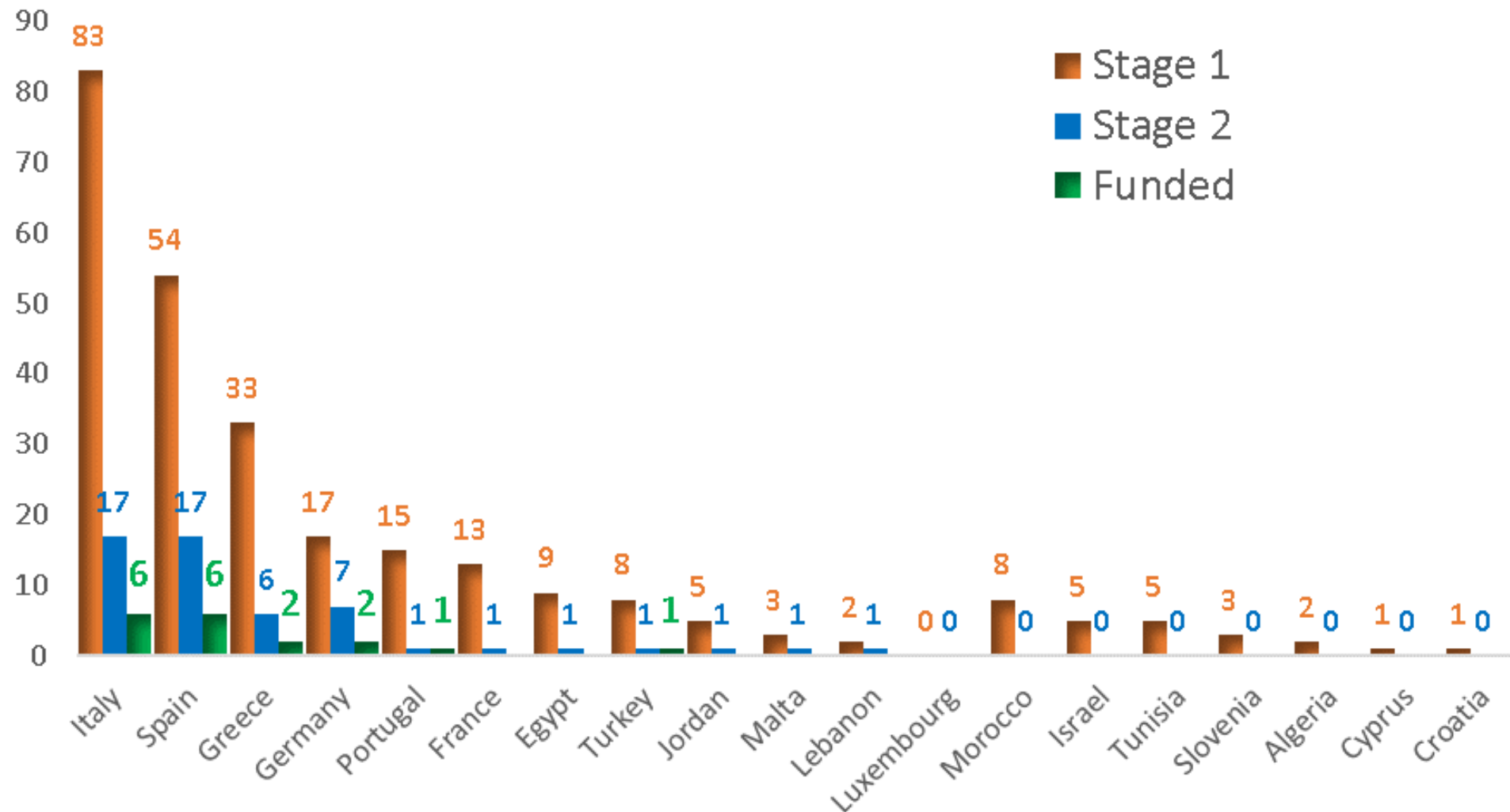


PRIMA
PARTNERSHIP FOR RESEARCH AND INNOVATION
IN THE MEDITERRANEAN AREA

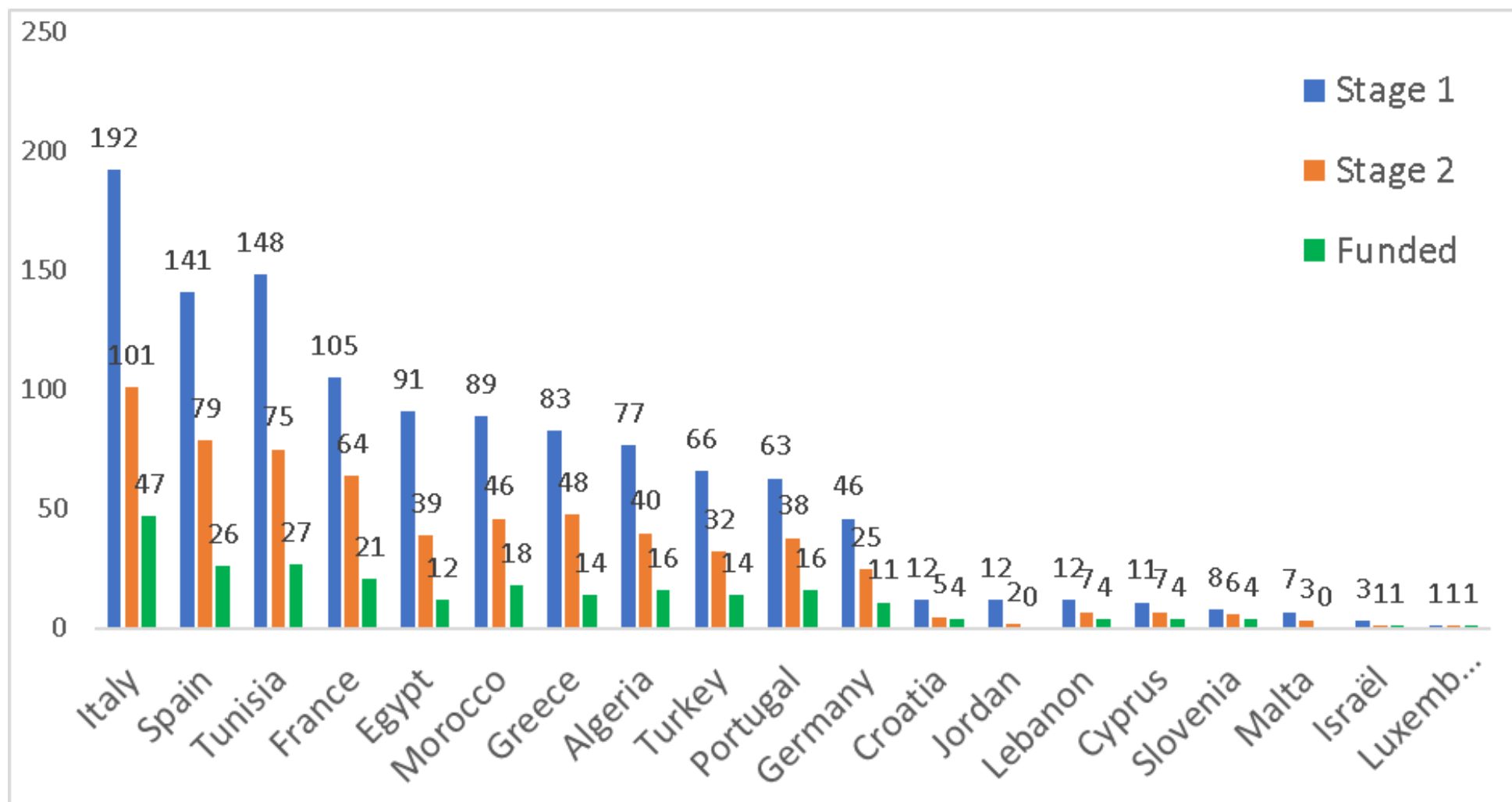
Number of partners per country S1 Calls 2019



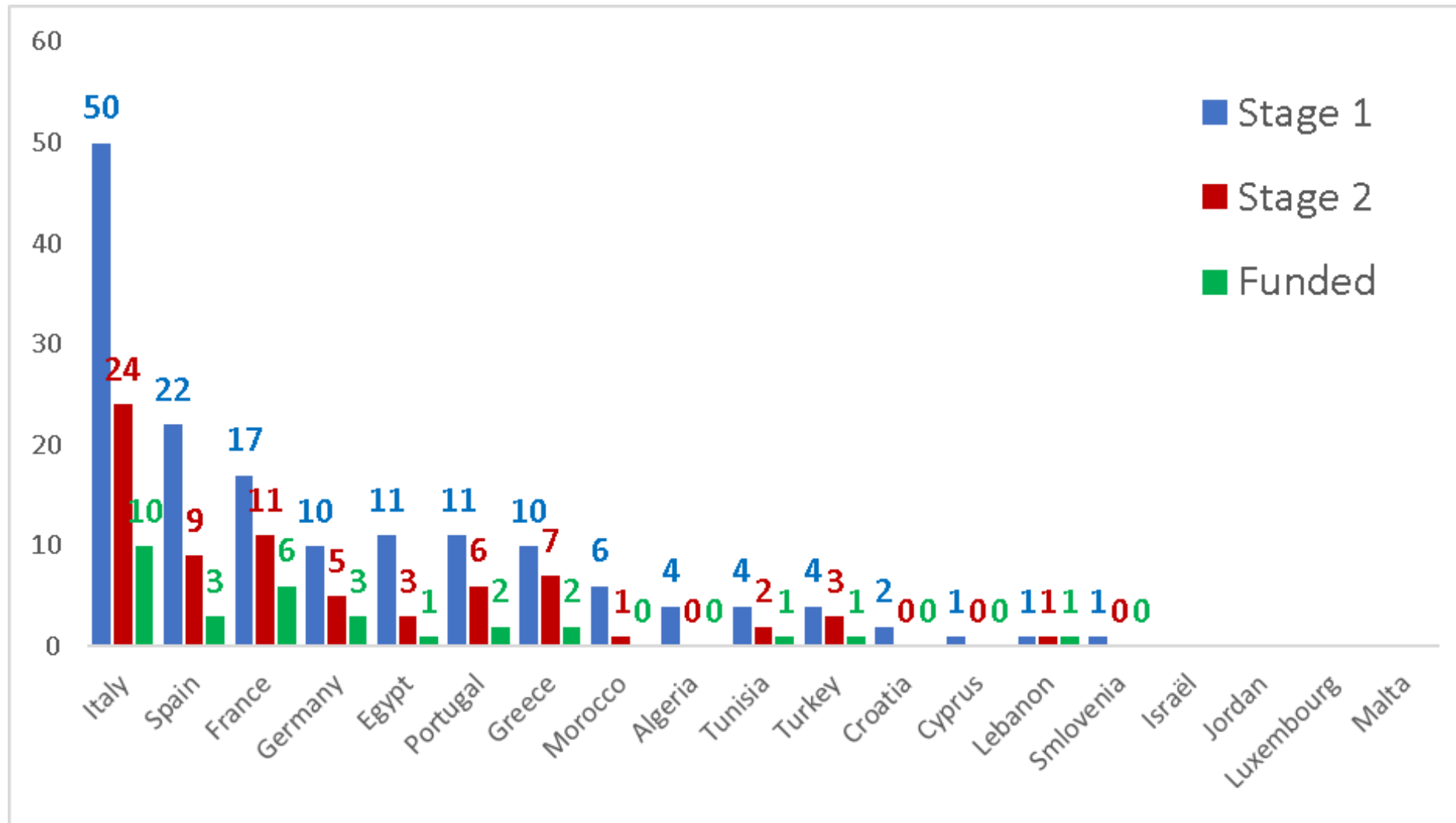
Number of coordinated proposals/country S1 Calls 2019



Number of partners per country S2 Calls 2019



Number of coordinated proposals/country S2 Calls 2019



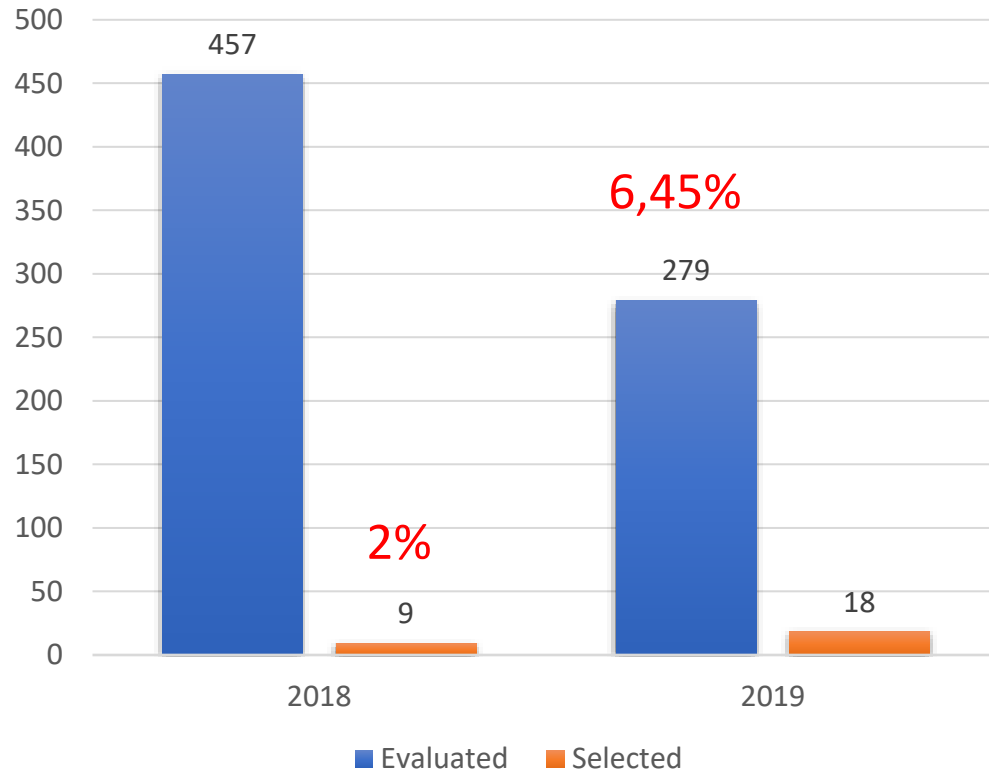
A map of Europe and North Africa showing the number of refugees in each country. The numbers are displayed in red circles of varying sizes. The countries and their respective refugee counts are:

Country	Refugees
Spain	68
Italy	61
France	39
Germany	29
Turkey	32
Tunisia	51
Greece	28
Algeria	30
Egypt	29
Morocco	26
Portugal	26
Syria	11
Iraq	6
Lebanon	5
Jordan	10
Other countries	1, 3, 5, 10, 11, 12, 13, 14, 15, 16, 17, 18, 19, 20, 21, 22, 23, 24, 25, 27, 28, 31, 33, 34, 35, 36, 37, 38, 39, 40, 41, 42, 43, 44, 45, 46, 47, 48, 49, 50, 52, 53, 54, 55, 56, 57, 58, 59, 60, 62, 63, 64, 65, 66, 67, 69, 70, 71, 72, 73, 74, 75, 76, 77, 78, 79, 80, 81, 82, 83, 84, 85, 86, 87, 88, 89, 90, 91, 92, 93, 94, 95, 96, 97, 98, 99, 100

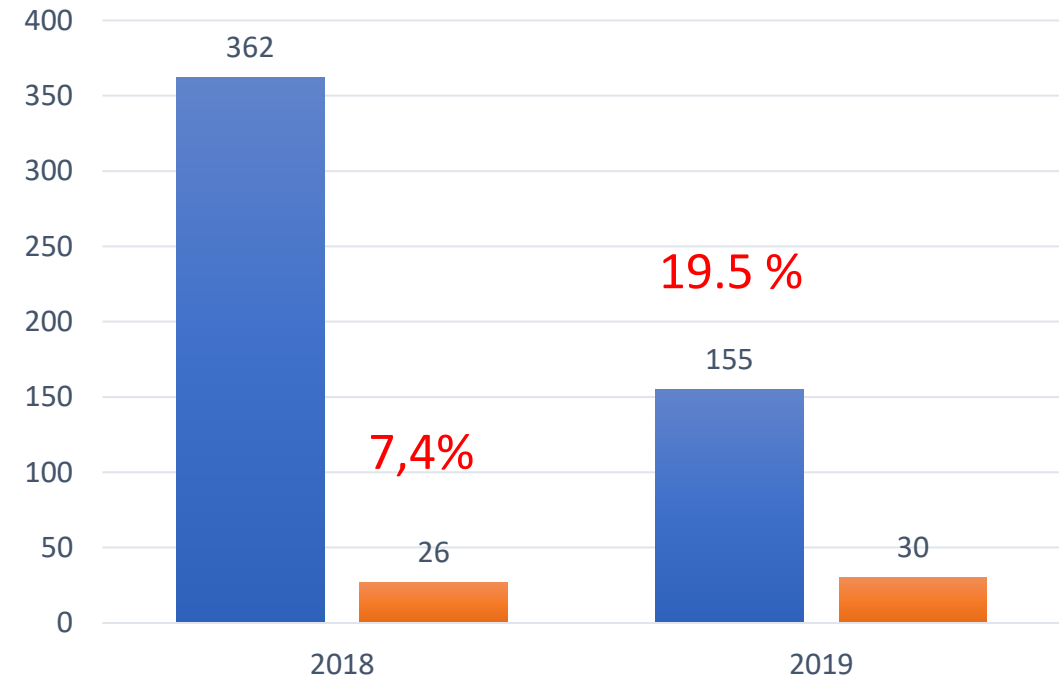
S2 Mapping Funded Projects



Success Rates Call 2019



SECTION1



SECTION 2

Achievement board 2019, S1

PRIMA-2019, SECTION ONE, ACHIEVEMENTS BOARD

15 Countries received funds under Section 1	ALL PRIMA-MPCs	27.5 M€ Grants of AWP2019 S1 (out of 28 M€)	278 # of submission under Section 1
18 # of funded projects under Call 2019, S1	6.5% Success Rate of Section One (AWP2018, 2%)	8.8% Highest Country Success Rate (JO & DE)	6 Coordinators' Nationalities (EU, 5 – MPC, 1)
169 # of beneficiaries Section 1	40% % MPCs Beneficiaries	30% € Section 1 budget for MPCs	31% € Private sector Budget of funded projects

Achievement board 2019, S2

PRIMA-2019, SECTION TWO, ACHIEVEMENTS BOARD

17

Countries received
funds under Section 2

ALL

PRIMA-8 MPCs

28.4 M€

Grants of AWP2019 S2

154

of submission under
Section 2

30

#of funded projects
under Call 2019, S2

19.5%

Success Rate of Section
Two (AWP2018, 7%)

100%

Highest Country
Success Rate (LX)

10

Coordinators' Nationalities
(AWP2018, 6)

252

of beneficiaries
Section1

37%

% MPCs Beneficiaries

23%€

Section 2 budget for
MPCs beneficiaries

4

MPC Coordinators
(AWP2018, 0)

Funded projects – 2018-2019

83 Projects



2018



2019

PRIMA: impact initiative 2018-2019

83
PROJECTS



103M€
GRANTS



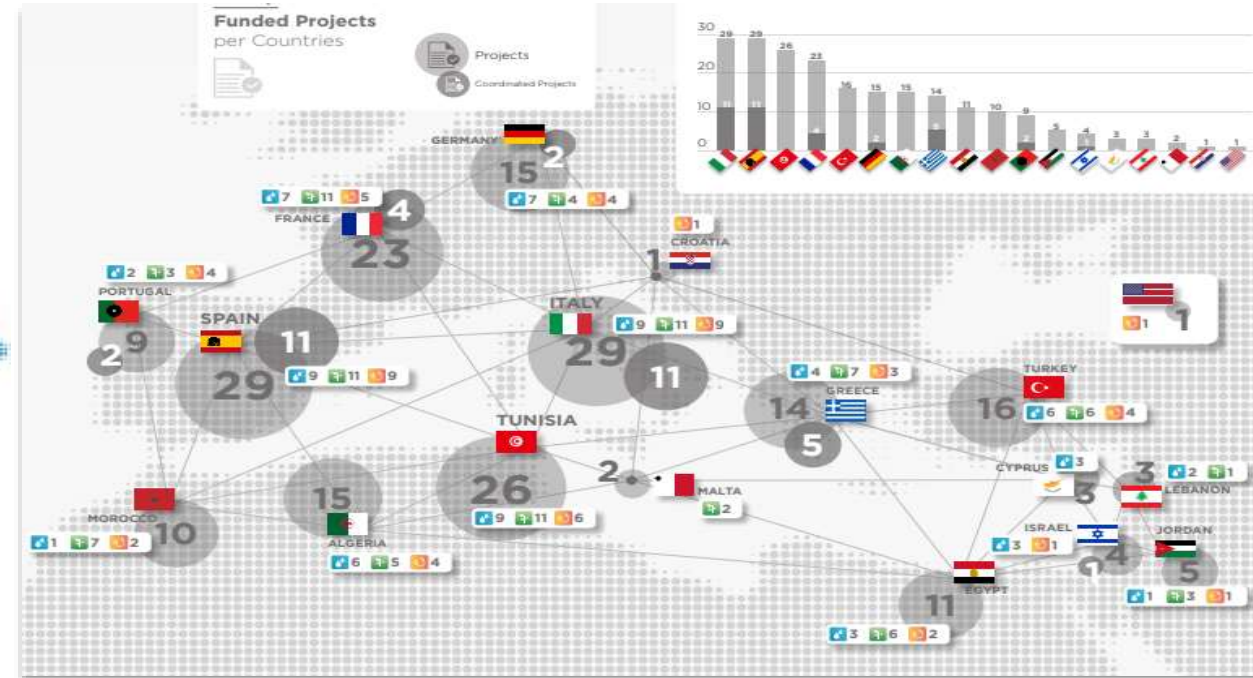
19
EURO-MED
COUNTRIES



742
BENEFICIARIES



~35%
BUDGET PRIVATE



International cooperation
6 Coordinators from MPCs,
40% MPC Participation
30% Budget to MPCs

Call 2018

Call 2019

Call 2020

2021

2022

2023

2024

Future orientations of PRIMA

To achieve more impacts PRIMA will have a more specific on the following aspects:



➤ Climate change

- The Mediterranean is a region vulnerable to **climate change** and suffers from severe **water stress**, conditions which result in reduced agricultural productivity and raise concerns over the region's capability to feed a growing population.



➤ Fostering innovation in the Mediterranean



➤ Sustainable Development



➤ Socio economic dimension

Future orientations of PRIMA



- Focus on Smallholders

Smallholders, represent most of the actors involved in Mediterranean agriculture and food systems, are among the most affected by such phenomena: to preserve **their productivity** and **improve their livelihoods** it is therefore important to find ways to **increase their resilience**.



- Mediterranean Diet

Increase the adherence to **Mediterranean Diet** to end malnutrition in the Mediterranean Area.

PRIMA Impacts

The **CHANGE**

IMPACTS

Economic Impacts



- Increase in production and efficiency
- Access to new markets
- Large-scale aggregate economic impacts

Policy Impacts

- Enhanced policy coherence for Sustainable development

Social Impacts



- Increased incomes of smallfarmers
- Improved nutrition
- Consumers empowerment



Political stability
and reduced migration

Environmental Impacts



- Biodiversity conservation
- Sustainable farming practices
- Increased climate resilient farming practices
- Decreased GHG Emissions

Network health Impacts



- Increased knowledge
- Sharing and cooperation for access to science, Technology and innovation

Thank you!



octavi.quintana@prima-med.org

Contact &
Follow us



www.prima-med.org



PRIMA Secretariat



@PRIMAInnovation



PRIMA